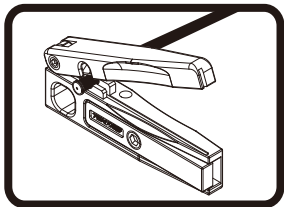



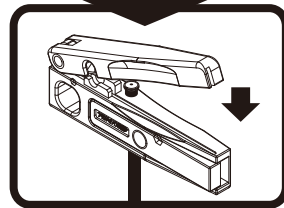
HOSE CUTTER



Put tubing in the cutting groove and pushed down the cutter to cut the required length. Tubing must to be flat and free of burrs.



Put compression insert with O-ring into the tubing. Put tubing through the hole at the bottom of base and press the clip to hold the tube.



Push down the cutter to press insert into tubing properly.

CAUTION

- 1) To avoid injuries, do not put your finger in the cutter.
- 2) Always keep out of reach of children.
- 3) Tube cutting surface to be smooth, if burr at edge please replace with new blade